



# JNHM120-375~395

## Super high efficiency HJT mono solar module

### JNHM120

Bifaciality>85%, effectively improving backside power generation. Providing 10%-35% extra power from backside in different scenarios.

N-type silicon and amorphous silicon combination contributes to excellent temperature coefficient and low light performance, extremely low degradation.

MBB and half-cell design to improve module reliability and reduce loss.

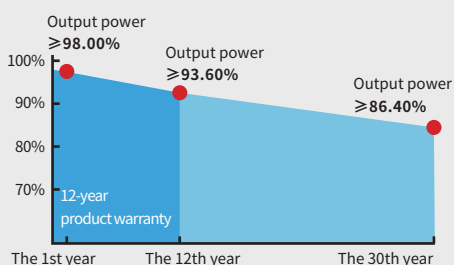
Compatible with 1500V system voltage to reduce cost per watt.

### CERTIFICATION



TUV: IEC/EN 61215, IEC/EN 61730  
 GB/T 19001-2016/ISO 9001:2015  
 GB/T 24001-2016/ISO 14001:2015  
 GB/T 45001-2020/ISO 45001:2018  
 CNAS-CL01: ISO/IEC 17025:2017

### QUALITY ASSURANCE



#### Leading Cell Technology

Optimized MBB design  
 Cell efficiency >24.6%



#### Superior quality control

Full automatic production line  
 MES and ERP digitizing logistics management  
 100% three times EL and appearance inspection



#### Excellent power generation performance

0~+5W positive power tolerance  
 Improved low light irradiance performance and low degradation during morning, night and cloudy days  
 Save over 34% power loss under high temperature owing to low temperature coefficient



#### Stable mechanical performance

Passed rigorous hail test  
 Withstands 5400Pa snow and 2400Pa wind loads



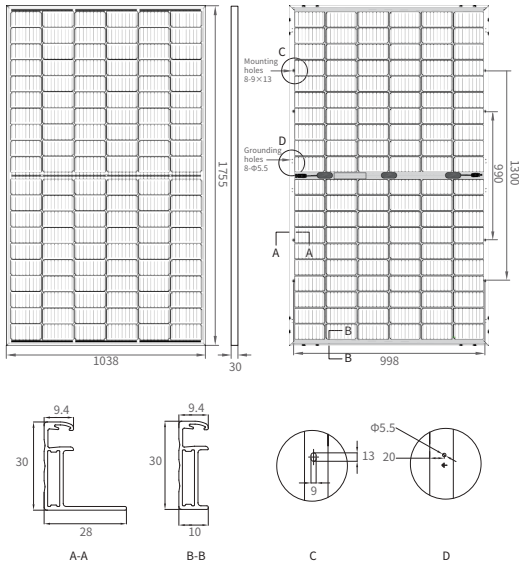
#### Long weather resistance

LID-free, PID-free  
 Certified in fireproofing for safety



### JINNENG CLEAN ENERGY TECHNOLOGY LTD JINNENG PHOTOVOLTAIC TECHNOLOGY LTD

No.1 Wenshui Economic Development Zone, Lvliang, Shanxi 032100, China  
 No. 533, East Guang'an Street, Yuci District, Jinzhong, Shanxi 030600, China  
 Tel: +86(354)2037999 E-mail: sales@jinery.com



**MECHANICAL PARAMETERS**

Cell (mm)	166*83 HJT
Dimensions (L*W*H) (mm)	1755*1038*30
Weight (kg)	22.2
Cable Cross Section Size (mm <sup>2</sup> )	4
No. of Cells & Connections	120(6*20)
No. of Diodes	3

**QUALIFICATION**

Temperature Cycling Range (°C)	-40~+85
Max. Series Fuse Rating (A)	20
Max. Wind Load / Max. Snow Load (Pa)	2400 / 5400
Hot Spot Rate	100% Free
Fire Rating	Class C
Junction Box & Connector Protection Grade	IP68
Bifacial Factor(%)	>85

**ELECTRICAL PARAMETERS**

Module Type (1500V DC)	JNHM120-375	JNHM120-380	JNHM120-385	JNHM120-390	JNHM120-395	
<b>STC</b> AM1.5 1000W/m <sup>2</sup> Cell Temperature 25°C	Max. Power at STC (Pmpp/W)	375	380	385	390	395
	Output Tolerance (W)	0~+5	0~+5	0~+5	0~+5	0~+5
	Max. Power Voltage (Vmp/V)	37.50	37.68	37.74	38.04	38.16
	Max. Power Current (Imp/A)	10.00	10.09	10.21	10.26	10.36
	Open Circuit Voltage (Voc/V)	44.28	44.40	44.46	44.64	44.76
	Short Circuit Current (Isc/A)	10.68	10.77	10.84	10.91	10.99
	Module Efficiency (%)	20.59	20.86	21.13	21.41	21.68
<b>With Different Power Generation Gain</b> (Regarding 385W as an example)	Backside Power Gain	10%	20%	30%		
	Max. Power at STC (Pmpp/W)		423.5	462	500.5	
	Max. Power Voltage (Vmp/V)		37.72	37.72	37.72	
	Max. Power Current (Imp/A)		11.23	12.25	13.27	
	Open Circuit Voltage (Voc/V)		44.69	44.67	44.68	
	Short Circuit Current (Isc/A)		11.92	13.01	14.09	
	Module Efficiency (%)		23.25	25.36	27.47	

\*Measurement tolerance: Pmax: ±3%, Voc: ±3%; Isc: ±5%.

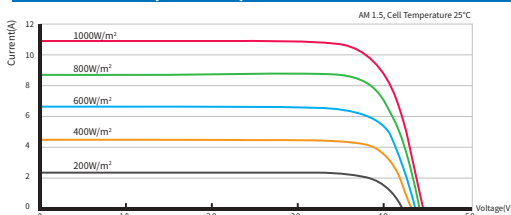
**PACKING CONFIGURATION**

Pieces Per Pallet	36
Pallets Per Stack	2
Stacks Per Container	13
Pieces Per Container	936

**TEMPERATURE COEFFICIENTS**

Nominal Module Operating Temperature (NMOT)	43±2°C
Temperature Coefficient Voltage (Voc)	-0.21 %/°C
Temperature Coefficient Current (Isc)	0.015 %/°C
Temperature Coefficient Power (Pm)	-0.26 %/°C

**I-V CURVE (385W)**



**Optional**

Connector Type	<input type="checkbox"/> MC4 Compatible	<input type="checkbox"/> MC4
Cable Length	<input type="checkbox"/> 400mm / 200mm	<input type="checkbox"/> Customized
Frame Color	<input type="checkbox"/> Silver	<input type="checkbox"/> Black

Notes:

CAUTION: The electrical parameters in this product datasheet do not refer to only one module. Read safety and installation instructions before using the product. The contents of this specification are for reference only and are subject to change without notice. Jinery reserves the right of final interpretation.  
 © 2021 JINNEG CLEAN ENERGY TECHNOLOGY LTD. ALL RIGHTS RESERVED.