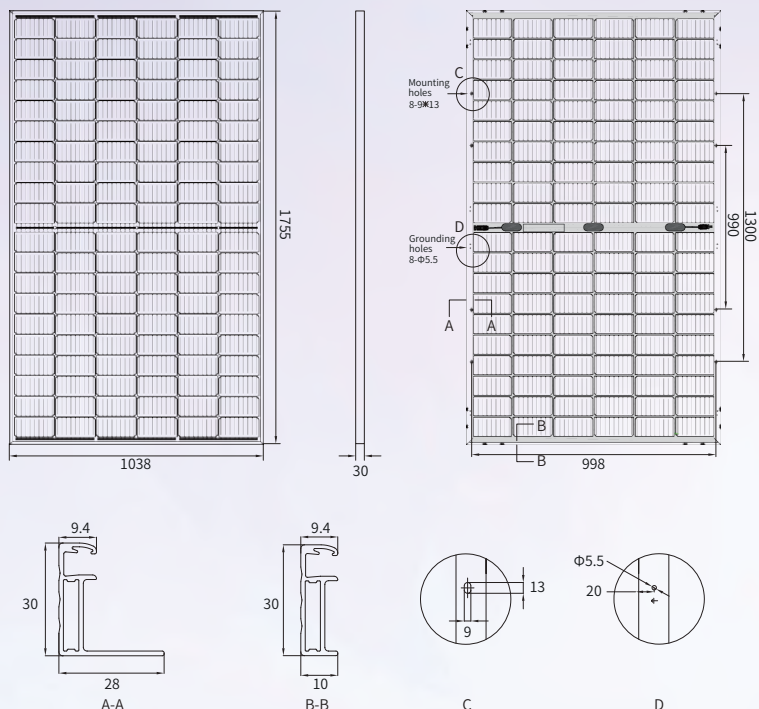


# High efficiency PERC bifacial solar module

JNBM120-355~375

## ENGINEERING DRAWING



## MECHANICAL PARAMETERS

|   |                          |
|---|--------------------------|
| Cell (mm)                                   | 166*83 PERC              |
| Dimensions (L*W*H) (mm)                     | 1755*1038*30             |
| Weight (kg)                                 | 22.2                     |
| Cable Cross Section Size (mm <sup>2</sup> ) | 4                        |
| No. of Cells & Connections                  | 120(6*20)                |
| No. of Diodes                               | 3                        |
| Frame                                       | Anodized Aluminium Alloy |
| Glass Thickness (mm)                        | 2.0                      |

## QUALIFICATION

|   |           |
|---|-----------|
| Temperature Cycling Range (°C)            | -40~+85   |
| Max. Series Fuse Rating (A)               | 20        |
| Max.Wind Load/Max.Snow Load (Pa)          | 2400/5400 |
| Hot Spot Rate                             | 100% Free |
| Fire Rating                               | Class C   |
| Junction Box & Connector Protection Grade | IP68      |
| Bifacial Factor(%)                        | 70±5      |

## TEMPERATURE COEFFICIENTS

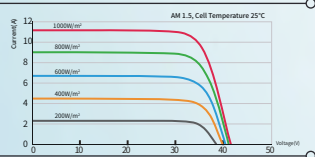
|   |            |
|---|------------|
| Nominal Module Operating Temperature (NMOT) | 43±2°C     |
| Temperature Coefficient Voltage (Voc)       | -0.29 %/°C |
| Temperature Coefficient Current (Isc)       | 0.04 %/°C  |
| Temperature Coefficient Power (Pm)          | -0.35 %/°C |

## ELECTRICAL PARAMETERS

| Module Type (1500V DC)   | JNBM120-355                   | JNBM120-360 | JNBM120-365 | JNBM120-370 | JNBM120-375 |       |
|--|-------------------------------|-------------|-------------|-------------|-------------|-------|
| STC<br>AM1.5<br>1000W/m <sup>2</sup><br>Cell Temperature 25°C          | Max. Power at STC (Pmpp/W)    | 355         | 360         | 365         | 370         | 375   |
|  | Output Tolerance (W)          | 0+5         | 0+5         | 0+5         | 0+5         | 0+5   |
|  | Max. Power Voltage (Vmp/V)    | 34.10       | 34.30       | 34.50       | 34.71       | 34.91 |
|  | Max. Power Current (Imp/A)    | 10.42       | 10.50       | 10.58       | 10.66       | 10.75 |
|  | Open Circuit Voltage (Voc/V)  | 41.10       | 41.30       | 41.50       | 41.70       | 41.90 |
|  | Short Circuit Current (Isc/A) | 11.04       | 11.11       | 11.18       | 11.25       | 11.32 |
|  | Module Efficiency (%)         | 19.49       | 19.76       | 20.04       | 20.31       | 20.59 |
| With Different Power Generation Gain<br>(Regarding 365W as an example) | Backside Power Gain           | 10%         |             | 20%         |             | 30%   |
|  | Max. Power (Pmpp/W)           | 401.5       |             | 438         |             | 474.5 |
|  | Max. Power Voltage (Vmp/V)    | 34.53       |             | 34.49       |             | 34.51 |
|  | Max. Power Current (Imp/A)    | 11.63       |             | 12.70       |             | 13.75 |
|  | Open Circuit Voltage (Voc/V)  | 41.46       |             | 41.42       |             | 41.44 |
|  | Short Circuit Current (Isc/A) | 12.29       |             | 13.42       |             | 14.53 |
|  | Module Efficiency (%)         | 22.04       |             | 24.04       |             | 26.05 |

\*Measurement tolerance: Pmax:±3%, Voc:±3%, Isc: ±5%.

## I-V CURVE (365W)




## PACKING CONFIGURATION

|                       |     |
|-----------------------|-----|
| Pieces Per Pallet     | 36  |
| Pallets Per Container | 26  |
| Pieces Per Container  | 936 |

## Default

## Optional

|                |   |                                     |
|----------------|---|-------------------------------------|
| Connector Type | <input type="checkbox"/> MC4 Compatible | <input type="checkbox"/> MC4        |
| Cable Length   | <input type="checkbox"/> 400mm/200mm    | <input type="checkbox"/> Customized |
| Frame Color    | <input type="checkbox"/> Silver         | <input type="checkbox"/> Black      |



TUV: IEC/EN 61215, IEC/EN 61730  
 GB/T 19001-2016/ ISO 9001:2015  
 GB/T 24001-2016/ ISO 14001:2015  
 GB/T 45001-2020/ ISO 45001:2018  
 CNAS-CL01: ISO/IEC 17025:2017

## 12-year Product materials and workmanship quality warranty

|              |               |               |
|--------------|---------------|---------------|
| Output power |               |               |
| The 1st year | The 12th year | The 30th year |
| ≥98.00%      | ≥93.05%       | ≥84.95%       |

CAUTION: The electrical parameters in this product datasheet do not refer to only one module. Read safety and installation instructions before using the product. The contents of this specification are for reference only and are subject to change without notice. Jinery reserves the right of final interpretation. JNM-20220822-10.0P © 2022 JINNING CLEAN ENERGY TECHNOLOGY LTD. ALL RIGHTS RESERVED.

